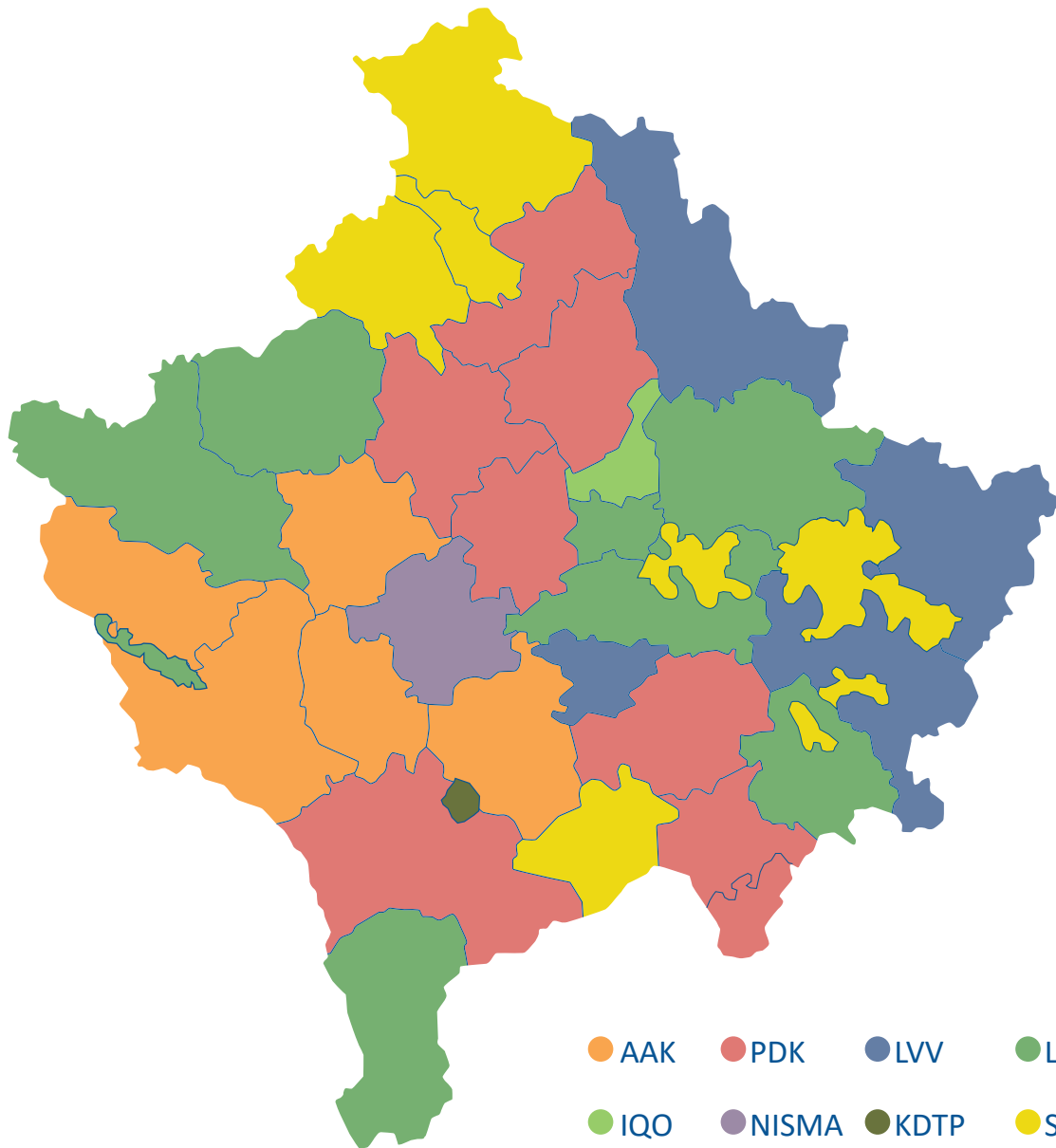




**KOSOVO LOCAL  
GOVERNMENT  
INSTITUTE**

**DEM**  
Dialogue for European Municipalities



# MUNICIPAL PORTFOLIO

This document was supported by the  
Royal Norwegian Embassy in KOSOVO.



Norwegian Embassy

## **History of elections**

History of local elections in Kosovo dates back to 2000, which marked the first elections held, followed by 6 local elections up to now (in 2002, 2007, 2009, 2013, 2017 and 2021). After the end of the war, the first elections at the local level were held on October 28, 2000, which were administered and supervised by OMIK (The OSCE Mission in Kosovo).

The second local elections were held on October 26, 2002. During 2002, UNMIK's decision had been to postpone the mandate of Municipal Assemblies until 2007. As a result, joint central and local elections were held in 2007. The third local elections were held on November 17, 2007, which marked the first local elections organized by UNMIK/OMIK with temporary self-governing institutions, before Kosovo declared its independence.

Until 2007, citizens voted in closed lists for the parties that would be represented in the Municipal Assembly based on UNMIK Regulation 2000/45 (On the municipal self-governance). In this case, the municipal assembly members were elected by the Chairperson of the Assembly. Apart from exercising the duty in the Assembly, the Chairperson was also a representative of the Municipality. Whereas, the Chief Executive Officer held the executive role and was elected by the Municipal Assembly.

Since 2007, the amendment of the Regulation 2000/45 with that of 2007/30 (Amendment of the regulation no. 2000/45 on self-governance of Municipalities in Kosovo), the direct election system for the two municipal bodies was implemented: the Mayor and the Municipal Assembly. This was done through two different ballots; one for the mayor and one for the municipal assembly members in open lists for candidates. Meanwhile, the mandate received in 2007 was shortened and completed in 2009 due to the implementation of the decentralization process derived from the Ahtisaari President proposal for the status of Kosovo.

After the independence in Kosovo, the fourth local elections took place on November 15, 2009, organized by the Central Election Commission based on the Law on Local Self-Government, the Law on Local and General Elections in the Republic of Kosovo. On November 3, 2013, the fifth local election were held. The 2013 local elections mark the first time of local elections being held in every territory of Kosovo, including the Serb majority municipalities (North Mitrovica, Zvečan, Zubin Potok and Leposaviç).

The sixth local elections took place on October 22, 2017. There were 204 candidates running for Municipal Mayors and 7,080 candidates running for 1002 seats in the Municipal Assemblies. Out of 204 candidates for Municipal Mayors, 8 of them were women, however, none of whom received enough votes to lead one of the municipalities. Out of 38 municipalities, 20 of them entered the runoff voting/ballotage. Out of 1,353,613 registered voters, 516,573 or 38.10 % voted in the second round. After detected issues in the second round in the Municipality of Istog, it was re-voted on December 17, 2017.

### **The last Local Elections 2021**

The most recent local elections in Kosovo were held on October 17, 2021. A total of 1.885.448 citizens were registered in the lists for local election voting (first round), while the number of those who voted was 799.958 or 42.50%. In the second round total of 1.260.517 citizens were registered in the lists for local election voting, while the number of those who voted was 477.089 or 37.85%.

These elections included 90 political entities, including: 32 political parties, 34 civic initiatives, one coalition and 23 independent candidates. There were 167 candidates running for Municipal Mayors and 7,080 candidates running for 1002 seats in the Municipal Assemblies. Out of 167 candidates for Municipal Mayors, 13 of them were women. Out of 38 municipalities, 21 of them entered the runoff voting/ballotage. Out of 1.260.517 registered voters, 477.089 or 37.85 % voted in the second round.

### **Inauguration of Municipal Bodies**

All (38) municipalities in the Republic of Kosovo have constituted the two main organs of the Municipality (The Municipal Assembly and the Mayor). This process is defined by the Law on Local Self-Government in two different matters. The first matter is related to the oath given by the members of the municipal assembly, as well as the Mayor, while the second matter is related to the election of the Chairperson of the Municipal Assembly and the constitution of its bodies.

The number of members in the municipal assembly is defined in points 1 and 2 of Article 36 in the Law on Local Self-Government. The number should be proportional, depending on the number of citizens in a specific municipality.

- Up to 10,000 citizens – **15 members;**
- 10,001 – 20,000 citizens – **19 members;**
- 20,001 – 30,000 citizens – **21 members;**
- 30,001 – 50,000 citizens – **27 members;**
- 50,001 – 70,000 citizens – **31 members;**
- 70,001 – 100,000 citizens – **35 members;**
- More than 100,000 – **41 members;**
- Municipal Assembly in Pristina consists of **51 members.**


### **Inauguration**

The first inauguration gathering of the Municipal Assembly is held within the first 15 days from the certification of election results. The first meeting of the Municipal Assembly is initiated by the elected Mayor of the Municipality. If the Mayor does not call the meeting within the deadline defined by Law, then the meeting will be called by the eldest Municipal Assembly member.


If for certain reasons, the Mayor and the eldest member do not call the meeting, then the majority of the members in the Municipal Assembly can initiate it. The members of the Municipal Assembly should be informed on the date, location and time that the session will take place at least seven days before. At the inaugural meeting, the Mayor, as well as the members of the Assembly will sign the oath. The inaugural assembly meeting is led by the oldest member of the Municipal Assembly.

### **Electing the Chairperson**

The Chairperson of the Municipal Assembly shall be elected by the members of the Assembly with majority voting, at most 30 days after the constitution. In case none of the candidates receive the necessary votes in the first round, the two most voted candidates will enter the round-two.



The candidate who receives more than half of the votes by the present members, will be elected the Chairperson of the Municipal Assembly. In cases when the 30-day deadline is not met, the constitution is considered to be dis-functional, therefore the process will be followed with new elections for the Municipal Assembly.



## Area and Population

The municipality of Deçan is located in southwestern Kosovo. It covers an area of approximately 297 km<sup>2</sup> and includes Deçan town and 37 villages. According to the Kosovo Population and Housing Census 2020, the total population is 42.480.

## Governing Structures and Political Overview





The total number of voters in Deçan municipality registered for the last municipal elections held in October 2021 was 39,875 including out of Kosovo voters. The voter turnout was 38.9 percent/15,502 voters (source: Central Election Commission).

*The current composition of the Municipal Assembly is as follows:*

### 1. Legislative

The Municipal Assembly: **27 seats**

The election results were as follows:

<b>AAK - Alliance for the Future of Kosovo</b>	58.80%		16
<b>LDK - Democratic League of Kosovo</b>	26.28%		7
<b>LVV - Self-Determination Movement</b>	10.53%		3
<b>PDK – Democratic Party of Kosovo</b>	03.08%		1

### 2. Executive

The Municipal Mayor: **Bashkim Ramosaj (AAK)**  
 Directories of the Municipality: **10**



## BUDGET INCOME

Category	Value
a. Own Revenues	ex
b. General Grant	4,239,137
c. Specific Grant on Education	3,810,877
d. Specific Grant on Health	1,390,381
<b>Total</b>	<b>10,472,104</b>

## BUDGET IN CATEGORIES

Category	Value
a. Wages and Salaries	5,698,340
b. Goods and Services	1,694,536
c. Utilities	156,00
d. Subsidies and transfers	160,000
f. Capital Investments	2,940,479

Municipality of **Decan** has

**10,649,355**

Total budget

**880**

Total number of employment (Municipal, Health and Education staff)

## Area and Population

The municipality of Dragash is located in southern Kosovo. It covers an area of approximately 435 km<sup>2</sup> and includes Dragash town and 36 villages. According to the Kosovo Population and Housing Census 2011, the total population is 33.948.

## Governing Structures and Political Overview

The total number of voters in Dragash municipality registered for the last municipal elections held in October 2021 was 39,059 including out of Kosovo voters. The voter turnout was 36,4 percent/14,213 voters (source: Central Election Commission).

*The current composition of the Municipal Assembly is as follows:*

### 1. Legislative

The Municipal Assembly: **27 seats**

The election results were as follows:

<b>PDK - Democratic Party of Kosovo</b>	32,12%	9
<b>LDK - Democratic League of Kosovo</b>	27,35%	8
<b>LVV - Vetëvendosje (Self-Determination)</b>	15,92%	4
<b>Koalicija Vakat</b>	9,40%	3
<b>JEDINSTVENA GORANSKA PARTIJA</b>	8,93%	2
<b>AAK - Alliance for the Future of Kosovo</b>	2,53%	1

### 2. Executive

The Municipal Mayor: **Bexhet Xheladini (LDK)**  
 Directories of the Municipality: **9**



## BUDGET INCOME

Category	Value
a. Own Revenues	481,904
b. General Grant	4,499,031
c. Specific Grant on Education	3,161,120
d. Specific Grant on Health	1,187,422
<b>Total</b>	<b>9,329,477</b>

## BUDGET IN CATEGORIES

Category	Value
a. Wages and Salaries	4,830,821
b. Goods and Services	1,063,000
c. Utilities	130,000
d. Subsidies and transfers	270,000
f. Capital Investments	2,715,656

Municipality of **Dragash** has

**9,329,477**

Total budget

**776**

Total number of employment (Municipal, Health and Education staff)

## Area and Population

The municipality of Ferizaj is located in south-eastern Kosovo. It covers an area of approximately 345 km<sup>2</sup> and includes the city of Ferizaj and 45 villages. According to the Kosovo Population and Housing Census 2020, the total population is 106,286.

## Governing Structures and Political Overview

The total number of voters in the municipality of Ferizaj municipality registered for the last municipal elections held in October 2021 was 111,990 including out-of-Kosovo voters. The voter participation in election was 44.8 percent/ 50,173 voters (source: Central Election Commission).



*The current composition of the Municipal Assembly is as follows:*

### 1. Legislative

The Municipal Assembly: **41 seats**

The election results were as follows:

<b>PDK – Democratic Party of Kosovo</b>	42,58%	17
<b>LVV - Vetëvendosje (Self-Determination)</b>	21,85%	9
<b>LDK - Democratic League of Kosovo</b>	11,49%	4
<b>AAK - Alliance for the Future of Kosovo</b>	09,95%	4
<b>RDF – Democratic Reform for Ferizaj</b>	04,10%	2
<b>Nisma – Social Democratic Initiative</b>	03,92%	2
<b>Ne Mundemi – We Can</b>	03,06%	1
<b>AKR – New Kosovo Alliance</b>	01,57%	1
<b>LA – List of Ashkali</b>	01,47%	1

### 2. Executive

The Municipal Mayor: **Agim Aliu (PDK)**  
Directories of the Municipality: **11**

## BUDGET INCOME

Category	Value
a. Own Revenues	5,917,359
b. General Grant	10,925,368
c. Specific Grant on Education	12,944,454
d. Specific Grant on Health	3,855,475
<b>Total</b>	<b>33,642,656</b>

## BUDGET IN CATEGORIES

Category	Value
a. Wages and Salaries	15,960,525
b. Goods and Services	5,529,067
c. Utilities	725,686
d. Subsidies and transfers	963,776
f. Capital Investments	10,754,814

Municipality of Ferizaj has

**33,933,868**

Total budget

**2,407**

Total number of employment (Municipal, Health and Education staff)

## Area and Population

The municipality of Fushë Kosova is located in central Kosovo. It covers an area of approximately 83 km<sup>2</sup> and includes Fushe Kosova town and 16 villages. According to the Kosovo Population and Housing Census 2020, the total population is 39.948.

## Governing Structures and Political Overview

The total number of voters in Fushë Kosova municipality registered for the last municipal elections held in October 2021 was 40,289 including out of Kosovo voters. The voter turnout was 40.9 percent/16,488 voters (source: Central Election Commission).

*The current composition of the Municipal Assembly is as follows:*

### 1. Legislative

The Municipal Assembly: **27 seats**

*The election results were as follows:*

<b>LDK - Democratic League of Kosovo</b>	36.80%	10
<b>LVV - Self-Determination Movement</b>	22.82%	6
<b>PDK - Democratic Party of Kosovo</b>	17.08%	4
<b>IFKE - Egyptian Initiative for Fushe Kosova</b>	05.87%	2
<b>LN - Different List</b>	04.19%	1
<b>PD - Party of Justice</b>	03.44%	1
<b>Nisma - Social Democratic Movement</b>	02.83%	1
<b>AAK - Alliance for the Future of Kosovo</b>	02.75%	1
<b>SL- Serbian List</b>	02.43%	1

### 2. Executive

The Municipal Mayor: **Burim Berisha (LDK)**  
Directories of the Municipality: 11



## BUDGET INCOME

Category	Value
a. Own Revenues	5,917,359
b. General Grant	3,736,842
c. Specific Grant on Education	3,746,942
d. Specific Grant on Health	1,251,487
<b>Total</b>	<b>14,652,630</b>

## BUDGET IN CATEGORIES

Category	Value
a. Wages and Salaries	5,290,000
b. Goods and Services	1,900,000
c. Utilities	260,000
d. Subsidies and transfers	455,000
f. Capital Investments	3,751,080

*Municipality of Fushë Kosova has*

**11,656,080**

*Total budget*

**776**

*Total number of employment (Municipal, Health and Education staff)*



## Area and Population

The municipality of Gjakova is located in southwestern Kosovo. It covers an area of approximately 586 km<sup>2</sup> and includes Gjakova town and 88 villages. According to the Kosovo Population and Housing Census 2020, the total population is 94.334.

## Governing Structures and Political Overview

The total number of voters in Gjakova municipality registered for the last municipal elections held in October 2021 was 113,165 including out of Kosovo voters. The voter turnout was 37, 2 percent/42,146 voters (source: Central Election Commission).



*The current composition of the Municipal Assembly is as follows:*

### 1. Legislative

The Municipal Assembly: **35 seats**

The election results were as follows:

<b>AAK - Alliance for the Future of Kosovo</b>	30,11%	11
<b>LVV - Self-Determination Movement</b>	28,10%	10
<b>PDK – Democratic Party of Kosovo</b>	12,77%	5
<b>LDK – Democratic League of Kosovo</b>	12,08%	4
<b>Albanian Democratic Party of Kosovo</b>	11,36%	4
<b>Social Democratic Initiative</b>	3,74%	1

### 2. Executive

The Municipal Mayor: **Ardian Gjini (AAK)**  
Directories of the Municipality: **12**

## BUDGET INCOME

Category	Value
a. Own Revenues	3,991,001
b. General Grant	9,989,347
c. Specific Grant on Education	10,437,015
d. Specific Grant on Health	3,283,258
<b>Total</b>	<b>27,700,621</b>

## BUDGET IN CATEGORIES

Category	Value
a. Wages and Salaries	14,430,000
b. Goods and Services	3,654,341
c. Utilities	578,700
d. Subsidies and transfers	600,500
f. Capital Investments	8,643,390

Municipality of **Gjakova** has

**27,816,931**

Total budget

**2,252**

Total number of employment (Municipal, Health and Education staff)

## Area and Population

The municipality of Gjilan is located in southeastern Kosovo. It covers an area of approximately 385 km<sup>2</sup> and includes Gjilan town and 49 villages. According to the Kosovo Population and Housing Census 2020, the total population is 77,145.

## Governing Structures and Political Overview

The total number of voters in Gjilan municipality registered for the last municipal elections held in October 2021 was 101,062 including out-of-Kosovo voters. The voter turnout was 43.4 percent/43,832 voters (source: Central Election Commission).

*The current composition of the Municipal Assembly is as follows:*

### 1. Legislative

The Municipal Assembly: **35 seats**

The election results were as follows:

<b>LDK - Democratic League of Kosovo</b>	39.07%	14
<b>LVV - Self-Determination Movement</b>	29.11%	10
<b>PDK – Democratic Party of Kosovo</b>	13.55%	5
<b>AAK - Alliance for the Future of Kosovo</b>	06.82%	2
<b>AKR – Alliance New Kosova</b>	03.14%	1
<b>SL – Serbian List</b>	02.88%	1
<b>LQV – Civil Movement Vatra</b>	02.42%	1
<b>KDTP – Kosovo Democratic Turkish Party</b>	01.89%	1

### 2. Executive

The Municipal Mayor: **Alban Hyseni (LVV)**  
Directories of the Municipality: **10**



## BUDGET INCOME

Category	Value
a. Own Revenues	4,470,054
b. General Grant	9,141,191
c. Specific Grant on Education	12,195,590
d. Specific Grant on Health	3,167,054
<b>Total</b>	<b>28,973,889</b>

## BUDGET IN CATEGORIES

Category	Value
a. Wages and Salaries	16,199,142
b. Goods and Services	4,727,835
c. Utilities	576,800
d. Subsidies and transfers	970,000
f. Capital Investments	6,601,502

Municipality of **Gjilan** has

**29,075,278**

Total budget

**2,479**

Total number of employment (Municipal, Health and Education staff)

## Area and Population

The municipality of Glllogovci is located in central Kosovo. It covers an area of approximately 290 km<sup>2</sup> and includes Glllogovci town and 35 villages. According to the Kosovo Population and Housing Census 2020, the total population is 61.145.

## Governing Structures and Political Overview

The total number of voters in Glllogovci municipality registered for the last municipal elections held in October 2021 was 54,908 including out of Kosovo voters. The voter turnout was 42,9 percent/23,576 voters (source: Central Election Commission).

*The current composition of the Municipal Assembly is as follows:*

### 1. Legislative

The Municipal Assembly: **31 seats**

The election results were as follows:

<b>PDK - Democratic Party of Kosovo</b>	45,04%	14
<b>DD - Democrats for Drenas</b>	24,25%	8
<b>LVV - Self-Determination Movement</b>	16,96%	5
<b>Green Initiative for Citizens of Drenas</b>	5,57%	2
<b>AAK - Alliance for the Future of Kosovo</b>	3,83%	1
<b>LDK - Democratic League of Kosovo</b>	1,58%	1

### 2. Executive

The Municipal Mayor: **Ramiz Lladrovci (PDK)**

Directories of the Municipality: **11**



## BUDGET INCOME

Category	Value
a. Own Revenues	1,209,986
b. General Grant	5,929,721
c. Specific Grant on Education	6,653,770
d. Specific Grant on Health	2,052,614
<b>Total</b>	<b>15,846,091</b>

## BUDGET IN CATEGORIES

Category	Value
a. Wages and Salaries	8,700,000
b. Goods and Services	2,100,000
c. Utilities	298,508
d. Subsidies and transfers	420,000
f. Capital Investments	4,327,583

Municipality of **Glllogovci** has

**15,846,091**

Total budget

**1,327**

Total number of employment (Municipal, Health and Education staff)

## Area and Population

The municipality of Hani i Elezit is located in south-eastern Kosovo. It covers an area of approximately 83 km<sup>2</sup> and includes town of Hani i Elezit and 11 villages. According to the Kosovo Population and Housing Census 2020, the total population is 10.090.

## Governing Structures and Political Overview

The total number of voters in Hani i Elezit municipality registered for the last municipal elections held in November 2021 was 8,467 including out of Kosovo voters. The voter turnout was 59.9 percent/5,072 voters (source: Central Election Commission).

*The current composition of the Municipal Assembly is as follows:*

### 1. Legislative

The Municipal Assembly: **15 seats**

The election results were as follows:

<b>PDK – Democratic Party of Kosovo</b>	35,38%	6
<b>LVV – Self Determination</b>	21,73%	3
<b>LDK – Democratic League of Kosovo</b>	21,48%	3
<b>AAK – Alliance for the Future of Kosovo</b>	21,41%	3

### 2. Executive

The Municipal Mayor: **Mehmet Balazhi (PDK)**  
Directories of the Municipality: **12**



## BUDGET INCOME

Category	Value
a. Own Revenues	381,347
b. General Grant	1,112,582
c. Specific Grant on Education	939,957
d. Specific Grant on Health	325,871
<b>Total</b>	<b>2,759,757</b>

## BUDGET IN CATEGORIES

Category	Value
a. Wages and Salaries	1,756,083
b. Goods and Services	385,975
c. Utilities	67,700
d. Subsidies and transfers	80,000
f. Capital Investments	470,000

Municipality of *Hani i Elezit* has

**2,759,758**

Total budget

**239**

Total number of employment (Municipal, Health and Education staff)

## Area and Population

The municipality of Istog is located in northwestern Kosovo. It covers an area of approximately 454 km<sup>2</sup> and includes Istog town and 50 villages. According to the Kosovo Population and Housing Census 2020, the total population is 41.181.

## Governing Structures and Political Overview

The total number of voters in Istog municipality registered for the last municipal elections held in October 2021 was 47,693 including out of Kosovo voters. The voter turnout was 41,9% percent/19,986 voters (source: Central Election Commission).

*The current composition of the Municipal Assembly is as follows:*

### 1. Legislative

The Municipal Assembly: **27 seats**

The election results were as follows:

<b>LDK - Democratic League of Kosovo</b>	39,07%	11
<b>AKR - Alliance New Kosovo</b>	25,37%	7
<b>LVV - Self-Determination Movement</b>	18,81%	5
<b>PDK – Democratic Party of Kosovo</b>	9,87%	3
<b>Gibi</b>	1,91%	1

### 2. Executive

The Municipal Mayor: **Ilir Ferati (LDK)**  
Directories of the Municipality: **9**



## BUDGET INCOME

Category	Value
a. Own Revenues	1,160,615
b. General Grant	4,468,536
c. Specific Grant on Education	4,418,486
d. Specific Grant on Health	1,381,862
<b>Total</b>	<b>11,429,499</b>

## BUDGET IN CATEGORIES

Category	Value
a. Wages and Salaries	6,511,000
b. Goods and Services	1,593,959
c. Utilities	202,000
d. Subsidies and transfers	310,000
f. Capital Investments	2,995,040

Municipality of **Istog** has

**11,611,999**

Total budget

**974**

Total number of employment (Municipal, Health and Education staff)

## Area and Population

Junik municipality is located in western Kosovo. It covers an area of approximately 77 km<sup>2</sup> and includes Junik town and 3 villages. According to the Kosovo Population and Housing Census 2020 the total population is 6,383.

## Governing Structures and Political Overview

The total number of voters in Junik municipality registered for the last municipal elections held in November 2021 was 4,527 including out of Kosovo voters. The voter turnout was 70,1 percent/3,175 voters (source: Central Election Commission).

*The current composition of the Municipal Assembly is as follows:*

### 1. Legislative

The Municipal Assembly: **15 seats**

*The election results were as follows:*

<b>AAK - Alliance for the Future of Kosovo</b>	42,08%	6
<b>LDK - Democratic League of Kosovo</b>	39,15%	6
<b>LVV - Self-Determination</b>	16,41%	3

### 2. Executive

The Municipal Mayor: **Ruzhdi Shehu (LDK)**  
 Directories of the Municipality: **6**



## BUDGET INCOME

Category	Value
a. Own Revenues	159,038
b. General Grant	789,259
c. Specific Grant on Education	465,747
d. Specific Grant on Health	244,547
<b>Total</b>	<b>1,658,591</b>

## BUDGET IN CATEGORIES

Category	Value
a. Wages and Salaries	1,154,611
b. Goods and Services	202,780
c. Utilities	36,200
d. Subsidies and transfers	50,000
f. Capital Investments	215,000

*Municipality of Junik has*

**1,658,591**

*Total budget*

**163**

*Total number of employment (Municipal, Health and Education staff)*

## Area and Population

The municipality of Kacanik is located in southeastern Kosovo. It covers an area of approximately 210 km<sup>2</sup> and includes Kacanik town and 31 villages. According to the Kosovo Population and Housing Census 2020, the total population is 34.672.

## Governing Structures and Political Overview

The total number of voters in Kacanik municipality registered for the last municipal elections held in October 2021 was 32,647 including out of Kosovo voters. The voter turnout was 49,8 percent/16,245 voters (source: Central Election Commission).



*The current composition of the Municipal Assembly is as follows:*

### 1. Legislative

The Municipal Assembly: **27 seats**

The election results were as follows:

<b>PDK - Democratic Party of Kosovo</b>	43,86%	12
<b>LVV - Self-Determination Movement</b>	30,42%	8
<b>LDK – Democratic League of Kosovo</b>	16,26%	4
<b>AAK - Alliance for the Future of Kosovo</b>	6,63%	2
<b>NISMA</b>	2,84%	1

### 2. Executive

The Municipal Mayor: **Besim Ilazi (PDK)**  
Directories of the Municipality: **12**

## BUDGET INCOME

Category	Value
a. Own Revenues	689,430
b. General Grant	3,501,206
c. Specific Grant on Education	3,841,527
d. Specific Grant on Health	1,161,004
<b>Total</b>	<b>9,193,167</b>

## BUDGET IN CATEGORIES

Category	Value
a. Wages and Salaries	5,289,744
b. Goods and Services	909,423
c. Utilities	221,000
d. Subsidies and transfers	300,000
f. Capital Investments	2,473,001

Municipality of Kacanik has

**9,193,168**

Total budget

**804**

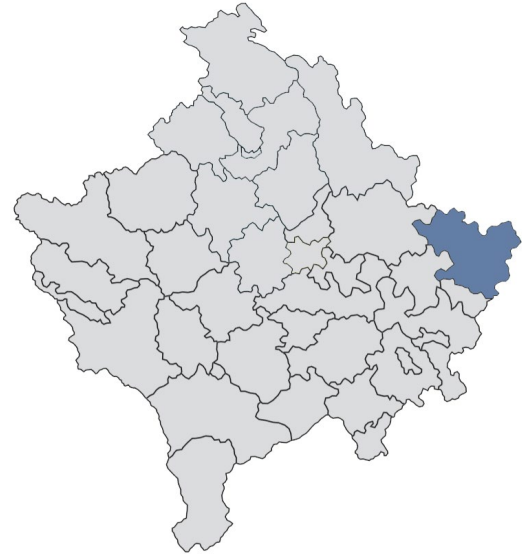
Total number of employment (Municipal, Health and Education staff)

## Area and Population

The municipality of Kamenica is located in the eastern part of Kosovo. It covers an area of approximately 423 km<sup>2</sup> and includes Kamenica town and 58 villages. According to the Kosovo Population and Housing Census 2011, the total population is 27.948.

## Governing Structures and Political Overview

The total number of voters in Kamenica municipality registered for the last municipal elections held in October 2021 was 35,161 including out of Kosovo voters. The voter turnout was 48,7 percent/17,111 voters (source: Central Election Commission).



*The current composition of the Municipal Assembly is as follows:*

### 1. Legislative

The Municipal Assembly: **27 seats**

The election results were as follows:

Party	Percentage	Seats
<b>LVV - Vetëvendosje (Self-Determination)</b>	23,90%	7
<b>PSD – Social Democratic Party</b>	19,99%	5
<b>AAK - Alliance for the Future of Kosovo</b>	15,06%	4
<b>LDK – Democratic League of Kosovo</b>	14,95%	4
<b>PDK – Democratic Party of Kosovo</b>	13,16%	4
<b>SL – Serbian List</b>	7,21%	2
<b>AKR – Alliance New Kosovo</b>	4,47%	1

### 2. Executive

The Municipal Mayor: **Kadri Rahimaj (LVV)**  
Directories of the Municipality: **11**

## BUDGET INCOME

Category	Value
a. Own Revenues	883,430
b. General Grant	4,071,728
c. Specific Grant on Education	4,659,800
d. Specific Grant on Health	1,278,384
<b>Total</b>	<b>10,893,342</b>

## BUDGET IN CATEGORIES

Category	Value
a. Wages and Salaries	7,542,413
b. Goods and Services	1,619,200
c. Utilities	211,800
d. Subsidies and transfers	343,000
f. Capital Investments	1,354,178

Municipality of **Kamenica** has

**11,070,591**

Total budget

**1,189**

Total number of employment (Municipal, Health and Education staff)



## Area and Population

The municipality of Klina is located in western Kosovo. It covers an area of approximately 308 km<sup>2</sup> and includes Klina town and 54 villages. According to the Kosovo Population and Housing Census 2020, the total population is 40.489.

## Governing Structures and Political Overview

The total number of voters in Klina municipality registered for the last municipal elections held in October 2021 was 48,305 including out of Kosovo voters. The voter turnout was 36,9 percent/17,807 voters (source: Central Election Commission).

*The current composition of the Municipal Assembly is as follows:*

### 1. Legislative

The Municipal Assembly: **27 seats**

The election results were as follows:

<b>AAK - Alliance for the Future of Kosovo</b>	39,86%	11
<b>PDK - Democratic Party of Kosovo</b>	23,74%	7
<b>LDK – Democratic League of Kosovo</b>	22,13%	6
<b>LVV - Vetëvendosje (Self-Determination)</b>	11,43%	3

### 2. Executive

The Municipal Mayor: **Zenun Elezaj (AAK)**  
 Directories of the Municipality: **10**



## BUDGET INCOME

Category	Value
a. Own Revenues	1,065,865
b. General Grant	4,145,145
c. Specific Grant on Education	4,695,962
d. Specific Grant on Health	1,426,360
<b>Total</b>	<b>11,333,332</b>

## BUDGET IN CATEGORIES

Category	Value
a. Wages and Salaries	6,460,889
b. Goods and Services	1,308,064
c. Utilities	167,000
d. Subsidies and transfers	350,000
f. Capital Investments	3,047,380

Municipality of **Klina** has

**11,333,332**

Total budget

**950**

Total number of employment (Municipal, Health and Education staff)

## Area and Population

The municipality of Leposaviq is located in northern Kosovo. It covers an area of approximately 750 km<sup>2</sup> and includes Leposaviq town and 75 villages. According to the Kosovo Population and Housing Census 2020, the total population is 13,202.

## Governing Structures and Political Overview

The total number of voters in Leposaviq municipality registered for the last municipal elections held in October 2021 was 12,707 including out of Kosovo voters. The voter turnout was 75,0 percent/9,524 voters (source: Central Election Commission).

*The current composition of the Municipal Assembly is as follows:*

### 1. Legislative

The Municipal Assembly: **19 seats**

The election results were as follows:

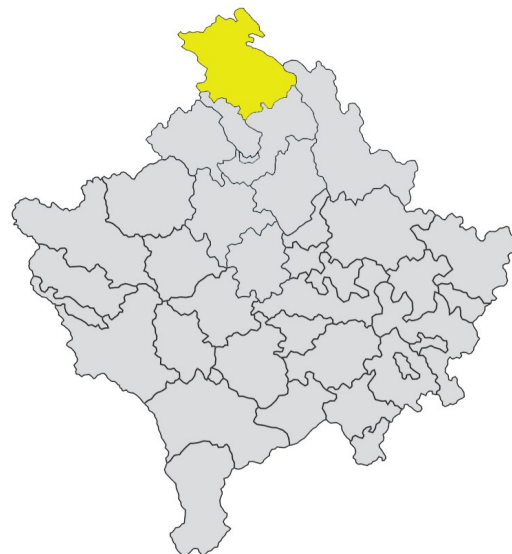
**SL - Serbian List**

97,10%  19

### 2. Executive

The Municipal Mayor: **Zoran Todic (SL)**

Directories of the Municipality: **7**



## BUDGET INCOME

Category	Value
a. Own Revenues	90,000
b. General Grant	2,857,731
c. Specific Grant on Education	1,165,986
d. Specific Grant on Health	489,198
<b>Total</b>	<b>4,602,915</b>

## BUDGET IN CATEGORIES

Category	Value
a. Wages and Salaries	2,363,643
b. Goods and Services	415,316
c. Utilities	64,000
d. Subsidies and transfers	95,000
f. Capital Investments	1,664,956

Municipality of **Leposaviq** has

**4,602,915**

Total budget

**569**

Total number of employment (Municipal, Health and Education staff)

## Area and Population

The municipality of Lipjan is located in the central Kosovo. It covers an area of approximately 422 km<sup>2</sup> and includes Lipjan town and 62 villages. According to the Kosovo Population and Housing Census 2020, the total population is 57.928.

## Governing Structures and Political Overview

The total number of voters in Lipjan municipality registered for the last municipal elections held in October 2021 was 61.045 including out of Kosovo voters. The voter turnout was 46,6 percent/28.418 voters (source: Central Election Commission).

*The current composition of the Municipal Assembly is as follows:*

### 1. Legislative

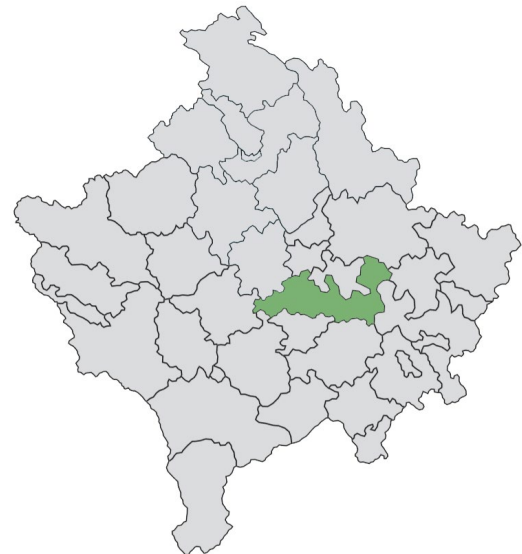
The Municipal Assembly: **31 seats**

The election results were as follows:

<b>LDK - Democratic League of Kosovo</b>	48,66%	16
<b>PDK - Democratic Party of Kosovo</b>	21,60%	7
<b>LVV - Vetëvendosje (Self-Determination)</b>	20,16%	6
<b>API - Ashkali Party for Integration</b>	2,36%	1
<b>AAK – Alliance for the Future of Kosovo</b>	1,85%	1

### 2. Executive

The Municipal Mayor: **Imri Ahmeti (LDK)**  
 Directories of the Municipality: **13**



## BUDGET INCOME

Category	Value
a. Own Revenues	2,108,823
b. General Grant	6,069,157
c. Specific Grant on Education	7,242,060
d. Specific Grant on Health	1,996,362
<b>Total</b>	<b>17,416,402</b>

## BUDGET IN CATEGORIES

Category	Value
a. Wages and Salaries	9,886,000
b. Goods and Services	1,998,000
c. Utilities	330,000
d. Subsidies and transfers	766,000
f. Capital Investments	4,613,652

Municipality of **Lipjan** has

**17,593,652**

Total budget

**1,526**

Total number of employment (Municipal, Health and Education staff)

## Area and Population

The municipality of Malisheve is located in south-eastern Kosovo. It covers an area of approximately 306 km<sup>2</sup> and includes Malisheve town and 44 villages. According to the Kosovo Population and Housing Census 2020, the total population is 57,261.

## Governing Structures and Political Overview

The total number of voters in Malisheve municipality registered for the last municipal elections held in November 2021 was 54,018 including out of Kosovo voters. The voter turnout was 42,0 percent/22, 683 voters (source: Central Election Commission).



*The current composition of the Municipal Assembly is as follows:*

### 1. Legislative

The Municipal Assembly: **31 seats**

The election results were as follows:

Party	Percentage	Seats
<b>NISMA</b>	33,38%	10
<b>PDK - Democratic Party of Kosovo</b>	27,68%	8
<b>LDK - Democratic League of Kosovo</b>	18,08%	6
<b>LVV – Self-Determination</b>	15,69%	5
<b>AAK - Alliance for the Future of Kosovo</b>	04,90%	2

### 2. Executive

The Municipal Mayor: **Ekrem Kastrati (NISMA)**  
Directories of the Municipality: **11**

## BUDGET INCOME

Category	Value
a. Own Revenues	1,033,469
b. General Grant	5,593,474
c. Specific Grant on Education	7,136,143
d. Specific Grant on Health	1,892,671
<b>Total</b>	<b>15,655,757</b>

## BUDGET IN CATEGORIES

Category	Value
a. Wages and Salaries	8,591,643
b. Goods and Services	1,729,730
c. Utilities	455,000
d. Subsidies and transfers	500,000
f. Capital Investments	4,379,384

Municipality of **Malisheve** has

**15,655,757**

Total budget

**1,229**

Total number of employment (Municipal, Health and Education staff)

## Area and Population

The municipality of Mamushë is located in south-eastern Kosovo and covers an area of approximately 11 km<sup>2</sup> and 1 village. According to the Kosovo Population and Housing Census 2020 the total population is 5,874.

## Governing Structures and Political Overview




The total number of voters in Mamushe municipality registered for the last municipal elections held in November 2021 was 4,223 including out of Kosovo voters. The voter turnout was 69,8 per cent/2,948 voters (source: Central Election Commission).

*The current composition of the Municipal Assembly is as follows:*

### 1. Legislative

The Municipal Assembly: **15 seats**

The election results were as follows:

<b>KDTP - Kosovo Democratic Turkish Party</b>	53,05%		8
<b>Kosovo Justice Turkish Party</b>	38,28%		6
<b>PDK - Democratic Party of Kosovo</b>	04,53%		1

### 2. Executive

The Municipal Mayor: **Abdullah Krasniqi (KDTP)**  
 Directories of the Municipality: **6**



## BUDGET INCOME

Category	Value
a. Own Revenues	73,148
b. General Grant	1,048,114
c. Specific Grant on Education	482,626
d. Specific Grant on Health	198,151
<b>Total</b>	<b>1,802,039</b>

## BUDGET IN CATEGORIES

Category	Value
a. Wages and Salaries	8,591,643
b. Goods and Services	1,729,730
c. Utilities	455,000
d. Subsidies and transfers	500,000
f. Capital Investments	4,379,384

Municipality of **Mamushe** has

**1,802,040**

Total budget

**155**

Total number of employment (Municipal, Health and Education staff)

## Area and Population

The municipality of South Mitrovica is located in northern Kosovo. It covers an area of approximately 297 km<sup>2</sup> and includes South Mitrovica town and 46 villages. According to the Kosovo Population and Housing Census 2020, the total population is 69.331.

## Governing Structures and Political Overview

The total number of voters in South Mitrovica municipality registered for the last municipal elections held in October 2021 was 78,546 including out of Kosovo voters. The voter turnout was 40,3 percent/31,686 voters (source: Central Election Commission).

*The current composition of the Municipal Assembly is as follows:*

### 1. Legislative

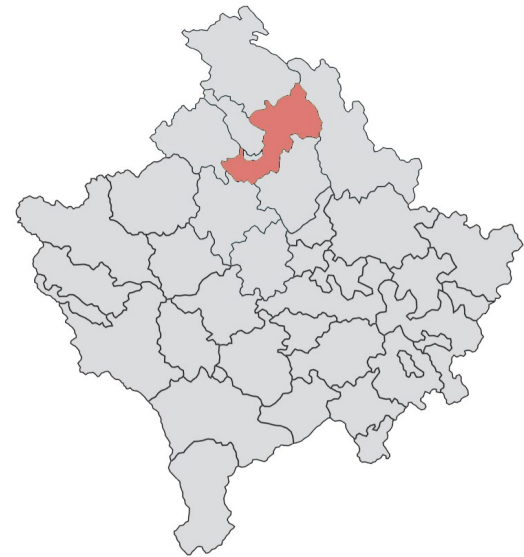
The Municipal Assembly: **35 seats**

*The election results were as follows:*

<b>PDK - Democratic Party of Kosovo</b>	39,23%	14
<b>LVV - Vetëvendosje (Self-Determination)</b>	30,47%	11
<b>LDK - Democratic League of Kosovo</b>	16,53%	6
<b>FD - Force of Diaspora</b>	3,68%	1
<b>AKR - Alliance New Kosovo</b>	3,62%	1
<b>PD - Justice Party</b>	2,24%	1
<b>AAK - Alliance for the Future of Kosovo</b>	1,98%	1

### 2. Executive

The Municipal Mayor: **Bedri Hamza (PDK)**  
 Directories of the Municipality: **14**



## BUDGET INCOME

Category	Value
a. Own Revenues	2,525,766
b. General Grant	7,357,710
c. Specific Grant on Education	8,966,444
d. Specific Grant on Health	2,506,903
<b>Total</b>	<b>21,356,823</b>

## BUDGET IN CATEGORIES

Category	Value
a. Wages and Salaries	12,482,357
b. Goods and Services	3,330,842
c. Utilities	488,008
d. Subsidies and transfers	636,500
f. Capital Investments	4,589,006

Municipality of **South Mitrovica** has

**21,526,713**

Total budget

**1,989**

Total number of employment (Municipal, Health and Education staff)

## Area and Population

The municipality of Novoberde is located in central Kosovo. It covers an area of approximately 204 km<sup>2</sup> and includes Novoberde town and 26 villages. According to the Kosovo Population and Housing Census 2020, the total population is 7.158.

## Governing Structures and Political Overview

Total number of voters in Novoberde municipality registered for the last municipal elections held in October 2021 was 9,367 including out of Kosovo voters. The voter turnout was 61.4 percent/5,747 voters (source: Central Election Commission).

*The current composition of the Municipal Assembly is as follows:*

### 1. Legislative

The Municipal Assembly: **15 seats**

The election results were as follows:

<b>LS – Serbian List</b>	63,28%	10
<b>LDK – Democratic League of Kosovo</b>	22,16%	3
<b>LVV – Self Determination</b>	09,83%	1
<b>PDK – Democratic Party of Kosovo</b>	04,73%	1

### 2. Executive

The Municipal Mayor: **Sasa Milosevic (SL)**  
Directories of the Municipality: **9**



## BUDGET INCOME

Category	Value
a. Own Revenues	246,523
b. General Grant	1,154,537
c. Specific Grant on Education	1,094,869
d. Specific Grant on Health	239,501
<b>Total</b>	<b>2,735,430</b>

## BUDGET IN CATEGORIES

Category	Value
a. Wages and Salaries	2,122,675
b. Goods and Services	312,594
c. Utilities	70,000
d. Subsidies and transfers	52,900
f. Capital Investments	354,511

Municipality of **Novoberde** has

**2,912,680**

Total budget

**351**

Total number of employment (Municipal, Health and Education staff)

## Area and Population

The municipality of Obiliq is located in central Kosovo. It covers an area of approximately 105 km<sup>2</sup> and includes Obiliq town and 20 villages. According to the Kosovo Population and Housing Census 2020, the total population is 7.158.

## Governing Structures and Political Overview

The total number of voters in Obiliq municipality registered for the last municipal elections held in October 2021 was 24,539 including out of Kosovo voters. The voter turnout was 51.9 percent/12,737 voters (source: Central Election Commission).

*The current composition of the Municipal Assembly is as follows:*

### 1. Legislative

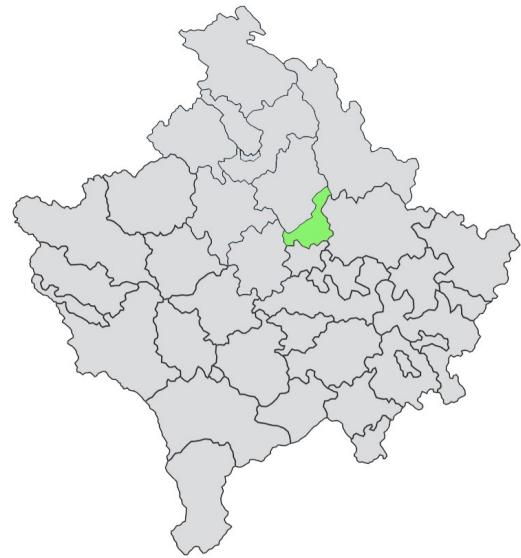
The Municipal Assembly: **21 seats**

The election results were as follows:

Party	Percentage	Seats
Civic Initiative for Obiliq	41,10%	9
LVV – Self Determination	19,31%	4
LDK – Democratic League of Kosovo	10,19%	2
LS – Serbian List	09,86%	2
LB – Movement for Unity	09,67%	2
AAK – Alliance for the Future of Kosovo	04,71%	1
PDK – Democratic Party of Kosovo	03,59%	1

### 2. Executive

The Municipal Mayor: **Xhafer Gashi (Civic Initiative for Obiliq)**  
 Directories of the Municipality: **11**



## BUDGET INCOME

Category	Value
a. Own Revenues	908,730
b. General Grant	2,361,676
c. Specific Grant on Education	2,744,061
d. Specific Grant on Health	807,703
<b>Total</b>	<b>6,822,170</b>

## BUDGET IN CATEGORIES

Category	Value
a. Wages and Salaries	4,350,000
b. Goods and Services	1,288,679
c. Utilities	316,675
d. Subsidies and transfers	850,000
f. Capital Investments	5,016,815

Municipality of **Obiliq** has

**11,822,169**

Total budget

**647**

Total number of employment (Municipal, Health and Education staff)



## Area and Population

The municipality of Peje is located in western Kosovo. It covers an area of approximately 603 km<sup>2</sup> and includes Peje town and 79 villages. According to the Kosovo Population and Housing Census 2020, the total population is 98,601.

## Governing Structures and Political Overview

The total number of voters in Peje municipality registered for the last municipal elections held in October 2021 was 109,051 including out of Kosovo voters. The voter turnout was 36.5 percent/39,814 voters (source: Central Election Commission).

*The current composition of the Municipal Assembly is as follows:*

### 1. Legislative

The Municipal Assembly: **35 seats**

*The election results were as follows:*

<b>LDK – Democratic League of Kosovo</b>	43,37%	15
<b>AAK – Alliance for the Future of Kosovo</b>	18,81%	7
<b>LVV – Self-Determination</b>	18,69%	6
<b>PDK – Democratic Party of Kosovo</b>	12,94%	5
<b>Bosnian Initiative</b>	02,00%	1
<b>Iniciativa Bosnjackog Jedinstva</b>	01,44%	1

### 2. Executive

The Municipal Mayor: **Gazmend Muhaxheri (LDK)**  
 Directories of the Municipality: **15**



## BUDGET INCOME

Category	Value
a. Own Revenues	4,857,154
b. General Grant	10,271,361
c. Specific Grant on Education	10,695,395
d. Specific Grant on Health	3,342,577
<b>Total</b>	<b>29,166,487</b>

## BUDGET IN CATEGORIES

Category	Value
a. Wages and Salaries	14,887,342
b. Goods and Services	3,700,000
c. Utilities	748,455
d. Subsidies and transfers	531,016
f. Capital Investments	9,429,241

*Municipality of Peje has*

**29,296,054**

*Total budget*

**2,250**

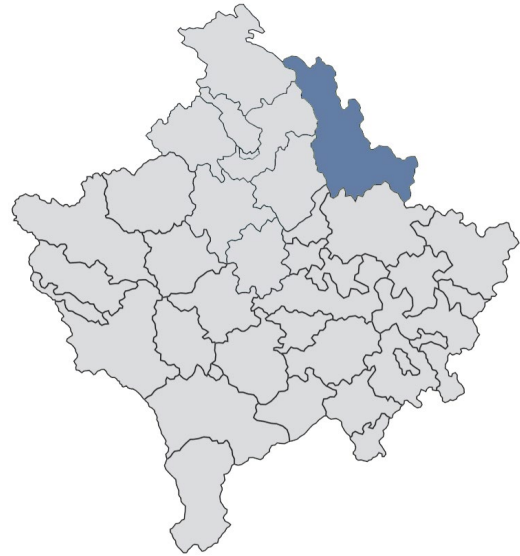
*Total number of employment (Municipal, Health and Education staff)*

## Area and Population

The municipality of Podujevë is located in north-eastern Kosovo. It covers an area of approximately 663 km<sup>2</sup> and includes Podujevë town and 77 villages. According to Kosovo Population and Housing Census 2020, the total population is 82,023.

## Governing Structures and Political Overview

The total number of voters in Podujevë municipality registered for the last municipal elections held in October 2021 was 83,562 including out of Kosovo voters. The voter turnout was 46.6 percent/38,948 voters (source: Central Election Commission).



*The current composition of the Municipal Assembly is as follows:*

### 1. Legislative

The Municipal Assembly: **35 seats**

The election results were as follows:

<b>LDK – Democratic League of Kosovo</b>	38,49%	14
<b>LVV – Self-Determination</b>	37,45%	13
<b>PDK – Democratic Party of Kosovo</b>	11,20%	4
<b>AAK – Alliance for the Future of Kosovo</b>	07,57%	3
<b>Balli National Democratic Organization</b>	01,41%	1

### 2. Executive

The Municipal Mayor: **Shpejtim Bulliqi (LVV)**  
Directories of the Municipality: **11**

## BUDGET INCOME

Category	Value
a. Own Revenues	1,356,216
b. General Grant	9,160,666
c. Specific Grant on Education	9,728,422
d. Specific Grant on Health	3,073,967
<b>Total</b>	<b>23,319,271</b>

## BUDGET IN CATEGORIES

Category	Value
a. Wages and Salaries	12,470,000
b. Goods and Services	2,650,000
c. Utilities	420,000
d. Subsidies and transfers	960,000
f. Capital Investments	6,949,521

Municipality of Podujevë has

**23,449,521**

Total budget

**1,995**

Total number of employment (Municipal, Health and Education staff)

## Area and Population

The municipality of Prishtina is located in central Kosovo. It covers an area of approximately 572 km<sup>2</sup> and includes Prishtina town and 43 villages. According to the Kosovo Population and Housing Census 2020, the total population is 218.782.

## Governing Structures and Political Overview

The total number of voters in Prishtina municipality registered for the last municipal elections held in October 2021 was 195,978 including out of Kosovo voters. The voter turnout was 45,0 percent/88,115 voters (source: Central Election Commission).

*The current composition of the Municipal Assembly is as follows:*

### 1. Legislative

The Municipal Assembly: **51 seats**

The election results were as follows:

<b>LVV - Vetëvendosje (Self-Determination)</b>	33,56%	17
<b>LDK - Democratic League of Kosovo</b>	27,21%	14
<b>PDK – Democratic Party of Kosovo</b>	17,74%	9
<b>AAK - Alliance for the Future of Kosovo</b>	10,75%	6
<b>AKR – Alliance New Kosovo</b>	5,60%	3
<b>LB - Movement for Union</b>	2,89%	1
<b>NISMA</b>	0,98%	1

### 2. Executive

The Municipal Mayor: **Perparim Rama (LDK)**  
 Directories of the Municipality: **13**



## BUDGET INCOME

Category	Value
a. Own Revenues	30,494,005
b. General Grant	19,640,612
c. Specific Grant on Education	21,972,910
d. Specific Grant on Health	6,950,006
<b>Total</b>	<b>79,057,533</b>

## BUDGET IN CATEGORIES

Category	Value
a. Wages and Salaries	31,300,000
b. Goods and Services	21,198,930
c. Utilities	2,200,000
d. Subsidies and transfers	4,786,215
f. Capital Investments	31,184,188

Municipality of **Prishtina** has

**90,669,333**

Total budget

**4,755**

Total number of employment (Municipal, Health and Education staff)

## Area and Population

The municipality of Prizren is located in south-eastern Kosovo. It covers an area of approximately 284.2 km<sup>2</sup> and includes Prizren town and 76 villages. According to the Kosovo Population and Housing Census 2020, the total population is 194.581.

## Governing Structures and Political Overview

The total number of voters in Prizren municipality registered for the last municipal elections held in October 2021 was 173,359 including out of Kosovo voters. The voter turnout was 35,8 percent/62,112 voters (source: Central Election Commission).

*The current composition of the Municipal Assembly is as follows:*

### 1. Legislative

The Municipal Assembly: **41 seats**

The election results were as follows:

<b>LVV - Self-Determination Movement</b>	28,75%	12
<b>PDK – Democratic Party of Kosovo</b>	25,61%	11
<b>LDK – Democratic League of Kosovo</b>	15,64%	7
<b>AAK - Alliance for the Future of Kosovo</b>	6,18%	3
<b>NISMA</b>	5,95%	2
<b>KDTP - Kosovo Democratic Turkish Party</b>	4,36%	2
<b>NDS - Nova Demokratska Stranka</b>	3,37%	1
<b>KV – Koalicija Vakut</b>	3,35%	1
<b>SOCIJALDEMOKRATSKA UNIJA</b>	1,85%	1
<b>YENILIKCI TURK HAREKET PARTIS</b>	1,58%	1

### 2. Executive

The Municipal Mayor: **Shaqir Totaj (PDK)**  
Directories of the Municipality: **13**



## BUDGET INCOME

Category	Value
a. Own Revenues	7,366,692
b. General Grant	19,182,236
c. Specific Grant on Education	16,199,435
d. Specific Grant on Health	6,161,189
<b>Total</b>	<b>48,909,552</b>

## BUDGET IN CATEGORIES

Category	Value
a. Wages and Salaries	21,350,000
b. Goods and Services	8,650,550
c. Utilities	1,071,199
d. Subsidies and transfers	1,880,000
f. Capital Investments	16,504,004

Municipality of Prizren has

**49,455,755**

Total budget

**3,175**

Total number of employment (Municipal, Health and Education staff)

## Area and Population

The municipality of Rahovec is located in south-western Kosovo. It covers an area of approximately 275 km<sup>2</sup> and includes Rahovec town and 36 villages. According to the Kosovo Population and Housing Census 2020, the total population is 57.047.

## Governing Structures and Political Overview

The total number of voters in Ranillug municipality registered for the last municipal elections held in October 2021 was 57,618 including out of Kosovo voters. The voter turnout was 37,9 percent/21,919 voters (source: Central Election Commission).

*The current composition of the Municipal Assembly is as follows:*

### 1. Legislative

The Municipal Assembly: **31 seats**

The election results were as follows:

<b>AAK - Alliance for the Future of Kosovo</b>	39,80%	12
<b>LVV - Self-Determination Movement</b>	21,99%	7
<b>LDK – Democratic League of Kosovo</b>	19,19%	6
<b>PDK – Democratic Party of Kosovo</b>	17,68%	6

### 2. Executive

The Municipal Mayor: **Smajl Latifi (AAK)**

Directories of the Municipality: **12**



## BUDGET INCOME

Category	Value
a. Own Revenues	1,350,548
b. General Grant	5,761,029
c. Specific Grant on Education	5,965,882
d. Specific Grant on Health	1,951,048
<b>Total</b>	<b>15,028,507</b>

## BUDGET IN CATEGORIES

Category	Value
a. Wages and Salaries	7,872,844
b. Goods and Services	1,735,000
c. Utilities	270,000
d. Subsidies and transfers	360,000
f. Capital Investments	4,815,816

Municipality of *Rahovec* has

**15,053,660**

Total budget

**1,186**

Total number of employment (Municipal, Health and Education staff)

## Area and Population

The municipality of Shtërpçë is located in southeastern Kosovo. It covers an area of approximately 247 km<sup>2</sup> and includes Shtërpçë town and 16 villages. According to the Kosovo Population and Housing Census 2020, the total population is 6.621.

## Governing Structures and Political Overview

The total number of voters in Shtërpçë municipality registered for the last municipal elections held in October 2021 was 12,410 including out of Kosovo voters. The voter turnout was 57,7 percent/7,155 voters (source: Central Election Commission).

*The current composition of the Municipal Assembly is as follows:*

### 1. Legislative

The Municipal Assembly: **15 seats**

The election results were as follows:

<b>SL – Serbian List</b>		
64,90%	<div style="width: 64.9%;"></div>	10
<b>Together for Shterpce</b>		
14,77%	<div style="width: 14.77%;"></div>	2
<b>LVV - Self-Determination Movement</b>		
10,45%	<div style="width: 10.45%;"></div>	2
<b>GI SLOBODA STRPCE</b>		
9,88%	<div style="width: 9.88%;"></div>	1

### 2. Executive

The Municipal Mayor: **Dalibor Jevtic (SL)**

Directories of the Municipality: **9**



## BUDGET INCOME

Category	Value
a. Own Revenues	558,511
b. General Grant	1,220,140
c. Specific Grant on Education	1,329,501
d. Specific Grant on Health	240,825
<b>Total</b>	<b>3,348,977</b>

## BUDGET IN CATEGORIES

Category	Value
a. Wages and Salaries	2,490,000
b. Goods and Services	469,917
c. Utilities	82,625
d. Subsidies and transfers	45,000
f. Capital Investments	783,806

Municipality of **Shterpce** has

**3,871,348**

Total budget

**517**

Total number of employment (Municipal, Health and Education staff)

## Area and Population

The municipality of Shtime is located in southern Kosovo. It covers an area of approximately 134 km<sup>2</sup> and includes Shtime town and 23 villages. According to the Kosovo Population and Housing Census 2020, the total population is 27.450.

## Governing Structures and Political Overview

The total number of voters in Shtime municipality registered for the last municipal elections held in October 2021 was 27,015 including out of Kosovo voters. The voter turnout was 49.7 percent/13,067 voters (source: Central Election Commission).

*The current composition of the Municipal Assembly is as follows:*

### 1. Legislative

The Municipal Assembly: **21 seats**

The election results were as follows:

<b>PDK – Democratic Party of Kosovo</b>	42,95%	10
<b>LVV – Self-Determination</b>	35,72%	8
<b>LDK – Democratic League of Kosovo</b>	11,07%	2
<b>AKR – New Kosovo Alliance</b>	02,91%	1

### 2. Executive

The Municipal Mayor: **Qemajl Aliu (LVV)**  
Directories of the Municipality: **7**



## BUDGET INCOME

Category	Value
a. Own Revenues	534,309
b. General Grant	2,892,454
c. Specific Grant on Education	3,132,734
d. Specific Grant on Health	967,282
<b>Total</b>	<b>7,526,779</b>

## BUDGET IN CATEGORIES

Category	Value
a. Wages and Salaries	4,405,585
b. Goods and Services	1,000,704
c. Utilities	210,000
d. Subsidies and transfers	150,000
f. Capital Investments	1,937,740

Municipality of **Shtime** has

**7,704,029**

Total budget

**665**

Total number of employment (Municipal, Health and Education staff)

## Area and Population

The municipality of Skënderaj is located in northwestern Kosovo. It covers an area of approximately 378 km<sup>2</sup> and includes Sënderaj town and 49 villages. According to the Kosovo Population and Housing Census 2020, the total population is 52.714.

## Governing Structures and Political Overview

The total number of voters in Skenderaj municipality registered for the last municipal elections held in October 2021 was 53,479 including out of Kosovo voters. The voter turnout was 43.6 percent/23,302 voters (source: Central Election Commission).

*The current composition of the Municipal Assembly is as follows:*

### 1. Legislative

The Municipal Assembly: **31 seats**

*The election results were as follows:*

<b>PDK - Democratic Party of Kosovo</b>	53.98%	17
<b>LPBJ – Independent List Bekim Jashari</b>	31.65%	10
<b>LVV - Self-Determination Movement</b>	05.60%	2
<b>AAK - Alliance for the Future of Kosovo</b>	01.86%	1
<b>NISMA – Social Democratic Movement</b>	01.68%	1

### 2. Executive

The Municipal Mayor: Fadil Nura (PDK)  
Directories of the Municipality: 10



## BUDGET INCOME

Category	Value
a. Own Revenues	1,389,280
b. General Grant	2,892,454
c. Specific Grant on Education	5,867,123
d. Specific Grant on Health	1,775,198
<b>Total</b>	<b>11,924,055</b>

## BUDGET IN CATEGORIES

Category	Value
a. Wages and Salaries	8,350,000
b. Goods and Services	1,700,000
c. Utilities	200,000
d. Subsidies and transfers	730,000
f. Capital Investments	3,548,788

Municipality of **Skenderaj** has

**14,528,788**

Total budget

**1,338**

Total number of employment (Municipal, Health and Education staff)



## Area and Population

The municipality of Suhareke is located in southeastern Kosovo. It covers an area of approximately 361 km<sup>2</sup> and includes Suhareke town and 41 villages. According to the Kosovo Population and Housing Census 2020, the total population is 58.194.

## Governing Structures and Political Overview

The total number of voters in Suhareke municipality registered for the last municipal elections held in October 2021 was 66,763 including out of Kosovo voters. The voter turnout was 42.8 percent/28,570 voters (source: Central Election Commission).

*The current composition of the Municipal Assembly is as follows:*

### 1. Legislative

The Municipal Assembly: **31 seats**

*The election results were as follows:*

<b>AAK - Alliance for the Future of Kosovo</b>	38.96%	12
<b>LDK - Democratic League of Kosovo</b>	30.00%	9
<b>PDK – Democratic Party of Kosovo</b>	13.79%	4
<b>LVV - Self-Determination Movement</b>	12.14%	4
<b>NISMA</b>	03.19%	1
<b>NISMA – Social Democratic Movement</b>	01.92%	1

### 2. Executive

The Municipal Mayor: Bali Muharremaj (AAK)

Directories of the Municipality: 10



## BUDGET INCOME

Category	Value
a. Own Revenues	2,054,989
b. General Grant	6,158,430
c. Specific Grant on Education	6,816,163
d. Specific Grant on Health	2,091,049
<b>Total</b>	<b>17,120,631</b>

## BUDGET IN CATEGORIES

Category	Value
a. Wages and Salaries	8,611,766
b. Goods and Services	2,450,000
c. Utilities	386,000
d. Subsidies and transfers	490,000
f. Capital Investments	5,182,865

Municipality of **Suhareke** has

**17,120,631**

Total budget

**1,316**

Total number of employment (Municipal, Health and Education staff)

## Area and Population

The municipality of Viti is located in southeastern Kosovo. It covers an area of approximately 276 km<sup>2</sup> and includes Viti town and 39 villages. According to the Kosovo Population and Housing Census 2020, the total population is 47.896.

## Governing Structures and Political Overview

The total number of voters in Viti municipality registered for the last municipal elections held in October 2021 was 48,084 including out-of-Kosovo voters. The voter turnout was 42.5 percent/20,456 voters (source: Central Election Commission).

*The current composition of the Municipal Assembly is as follows:*

### 1. Legislative

The Municipal Assembly: **27 seats**

*The election results were as follows:*

<b>LDK - Democratic League of Kosovo</b>	39.74%	11
<b>LVV - Self-Determination Movement</b>	27.43%	8
<b>PDK – Democratic Party of Kosovo</b>	27.04%	7
<b>AAK - Alliance for the Future of Kosovo</b>	03.99%	1

### 2. Executive

The Municipal Mayor: Sokol Haliti (LDK)  
Directories of the Municipality: 10



## BUDGET INCOME

Category	Value
a. Own Revenues	987,868
b. General Grant	4,850,185
c. Specific Grant on Education	5,603,057
d. Specific Grant on Health	1,709,803
<b>Total</b>	<b>13,150,913</b>

## BUDGET IN CATEGORIES

Category	Value
a. Wages and Salaries	7,618,350
b. Goods and Services	2,092,704
c. Utilities	320,000
d. Subsidies and transfers	360,000
f. Capital Investments	2,678,486

*Municipality of Viti has*

**13,069,495**

*Total budget*

**1,161**

*Total number of employment (Municipal, Health and Education staff)*

## Area and Population

The municipality of Vushtrri is located in southwestern Kosovo. It covers an area of approximately 344 km<sup>2</sup> and includes Vushtrri town and 67 villages. According to the Kosovo Population and Housing Census 2020, the total population is 62.926.

## Governing Structures and Political Overview

The total number of voters in Vushtrri municipality registered for the last municipal elections held in October 2021 was 71,684 including out of Kosovo voters. The voter turnout was 42.9 percent/30,722 voters (source: Central Election Commission).

*The current composition of the Municipal Assembly is as follows:*

### 1. Legislative

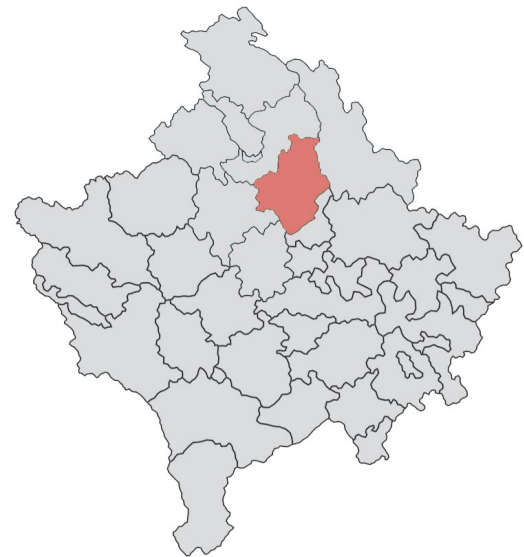
The Municipal Assembly: **35 seats**

*The election results were as follows:*

<b>PDK - Democratic Party of Kosovo</b>	31.35%	11
<b>LDK - Democratic League of Kosovo</b>	31.08%	11
<b>LVV - Self-Determination Movement</b>	24.65%	9
<b>AKR - Alliance New Kosovo</b>	04.28%	1
<b>LS - Serbian List</b>	03.06%	1
<b>LB - Movement for Union</b>	02.40%	1
<b>NISMA</b>	02.04%	1

### 2. Executive

The Municipal Mayor: Ferit Idrizi (PDK)  
Directories of the Municipality: 12



## BUDGET INCOME

Category	Value
a. Own Revenues	2,262,795
b. General Grant	7,115,388
c. Specific Grant on Education	7,882,034
d. Specific Grant on Health	2,546,690
<b>Total</b>	<b>19,806,907</b>

## BUDGET IN CATEGORIES

Category	Value
a. Wages and Salaries	10,720,000
b. Goods and Services	3,278,239
c. Utilities	428,000
d. Subsidies and transfers	657,540
f. Capital Investments	4,779,107

Municipality of *Vushtrri* has

**19,862,886**

Total budget

**1,601**

Total number of employment (Municipal, Health and Education staff)

## Area and Population

The municipality of Zubin Potok is located in northern Kosovo. It covers an area of approximately 333 km<sup>2</sup> and includes Zubin Potok town and 61 villages. According to the Kosovo Population and Housing Census 2020, the total population is 6.664.

## Governing Structures and Political Overview

The total number of voters in Zubin Potok municipality registered for the last municipal elections held in October 2021 was 6,443 including out of Kosovo voters. The voter turnout was 65.6 percent/4,224 voters (source: Central Election Commission).

*The current composition of the Municipal Assembly is as follows:*

### 1. Legislative

The Municipal Assembly: **19 seats**

The election results were as follows:

#### SL – Serbian List

81.54%  15

#### LVV - Vetëvendosje (Self-Determination)

06.79%  1

#### GIZP – Civic Initiative Zubin Potok

04.56%  1

#### LDK - Democratic League of Kosovo

04.18%  1

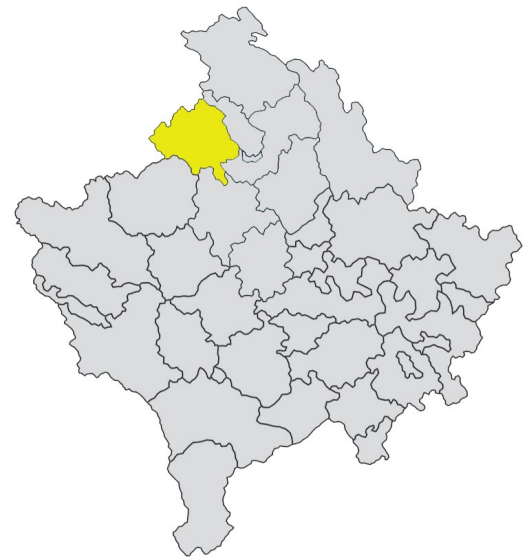
#### PDK - Democratic Party of Kosovo

02.93%  1

### 2. Executive

The Municipal Mayor: Srdjan Vulovic (**LS**)

Directories of the Municipality: 6



## BUDGET INCOME

Category	Value
a. Own Revenues	40,000
b. General Grant	1,567,328
c. Specific Grant on Education	598,673
d. Specific Grant on Health	343,355
<b>Total</b>	<b>2,549,356</b>

## BUDGET IN CATEGORIES

Category	Value
a. Wages and Salaries	1,530,000
b. Goods and Services	291,000
c. Utilities	50,000
d. Subsidies and transfers	91,104
f. Capital Investments	570,901

*Municipality of Zubin Potok has*

**2,533,005**

*Total budget*

**421**

*Total number of employment (Municipal, Health and Education staff)*

## Area and Population

The municipality of Zvecan is located in northern Kosovo. It covers an area of approximately 122 km<sup>2</sup> and includes Zvecan town and 35 villages. According to the Kosovo Population and Housing Census 2020, the total population is 7.290.

## Governing Structures and Political Overview

The total number of voters in Zvecan municipality registered for the last municipal elections held in October was 6,879 including out of Kosovo voters. The voter turnout was 84.0 percent/5,775 voters (source: Central Election Commission).

*The current composition of the Municipal Assembly is as follows:*

### 1. Legislative

The Municipal Assembly: **19 seats**

The election results were as follows:

**LS – Serbian List**

96.04%  18

**PDK - Democratic Party of Kosovo**

02.78%  1

### 2. Executive

The Municipal Mayor: Dragisa Milovic (Serb List)

Directories of the Municipality: 6



## BUDGET INCOME

Category	Value
a. Own Revenues	40,000
b. General Grant	1,449,907
c. Specific Grant on Education	525,280
d. Specific Grant on Health	315,002
<b>Total</b>	<b>2,330,189</b>

## BUDGET IN CATEGORIES

Category	Value
a. Wages and Salaries	1,490,000
b. Goods and Services	305,060
c. Utilities	40,000
d. Subsidies and transfers	80,000
f. Capital Investments	400,128

Municipality of Zvecan has

**2,315,188**

Total budget

**368**

Total number of employment (Municipal, Health and Education staff)

## Area and Population

The municipality of Gracanica is located in central Kosovo. It covers an area of approximately 131 km<sup>2</sup> and includes Gracanica town and 17 villages. According to the Kosovo Population and Housing Census 2020, the total population is 12.229.

## Governing Structures and Political Overview

The total number of voters in Gracanica municipality registered for the last municipal elections held in November 2021 was 20,671 including out of Kosovo voters. The voter turnout was 43,6 percent/9,009 voters (source: Central Election Commission).

*The current composition of the Municipal Assembly is as follows:*

### 1. Legislative

The Municipal Assembly: **27 seats**

The election results were as follows:

**LS – Serbian List**

93,38%  18

**IQSh - Albanian Citizen Initiative**

04,50%  1

### 2. Executive

The Municipal Mayor: **Ljiljana Subaric (SL)**

Directories of the Municipality: **7**



## BUDGET INCOME

Category	Value
a. Own Revenues	2,290,854
b. General Grant	2,114,190
c. Specific Grant on Education	1,229,392
d. Specific Grant on Health	485,429
<b>Total</b>	<b>6,119,865</b>

## BUDGET IN CATEGORIES

Category	Value
a. Wages and Salaries	3,110,760
b. Goods and Services	1,497,590
c. Utilities	182,000
d. Subsidies and transfers	230,859
f. Capital Investments	2,520,811

Municipality of **Gracanica** has

**7,542,020**

Total budget

**591**

Total number of employment (Municipal, Health and Education staff)

## Area and Population

The municipality of Klokot is located in southeastern Kosovo. It covers an area of approximately 24 km<sup>2</sup> and includes Klokot town and 4 villages. According to the Kosovo Population and Housing Census 2020, the total population is 2.719.

## Governing Structures and Political Overview

The total number of voters in Klokot municipality registered for the last municipal elections held in November 2021 was 3,675 including out of Kosovo voters. The voter turnout was 58,8 percent/2,161 voters (source: Central Election Commission).

*The current composition of the Municipal Assembly is as follows:*

### 1. Legislative

The Municipal Assembly: **15 seats**

The election results were as follows:

<b>LS – Serbian List</b>	36,96%	5
<b>GI SERBIAN NATIONAL UNITY</b>	17,84%	3
<b>NATIONAL UNITY</b>	11,29%	2
<b>LVV – Self-Determination</b>	07,57%	1
<b>Citizens Initiative for Mogilla</b>	07,52%	1
<b>LDK - Democratic League of Kosovo</b>	06,61%	1
<b>PDK - Democratic Party of Kosovo</b>	05,44%	1
<b>Citizens Initiative for Klokot</b>	04,42%	1

### 2. Executive

The Municipal Mayor: **Vladan Bogdanoviq (SL)**  
Directories of the Municipality: **4**



## BUDGET INCOME

Category	Value
a. Own Revenues	170,934
b. General Grant	467,273
c. Specific Grant on Education	388,317
d. Specific Grant on Health	124,783
<b>Total</b>	<b>1,027,431</b>

## BUDGET IN CATEGORIES

Category	Value
a. Wages and Salaries	780,000
b. Goods and Services	150,000
c. Utilities	60,000
d. Subsidies and transfers	10,000
f. Capital Investments	145,364

Municipality of **Klokot** has

**1,145,364**

Total budget

**123**

Total number of employment (Municipal, Health and Education staff)

### Area and Population

The municipality of North Mitrovica is located in northern Kosovo. It covers an area of approximately 11 km<sup>2</sup> and includes North Mitrovica town and 3 villages. According to the Kosovo Population and Housing Census 2020, the total population is 11.994.

### Governing Structures and Political Overview

The total number of voters in North Mitrovica municipality registered for the last municipal elections held in November 2021 was 17,721 including out of Kosovo voters. The voter turnout was 69,0 percent/122,11 voters (source: Central Election Commission).

*The current composition of the Municipal Assembly is as follows:*

#### 1. Legislative

The Municipal Assembly: **19 seats**

The election results were as follows:

##### LS – Serbian List

89,17%  17

##### Citizens Initiative “Mitrovica”

08,99%  2

#### 2. Executive

The Municipal Mayor: **Milan Radojevic (SL)**  
Directories of the Municipality: **7**



### BUDGET INCOME

Category	Value
a. Own Revenues	85,000
b. General Grant	2,103,762
c. Specific Grant on Education	1,736,176
d. Specific Grant on Health	470,517
<b>Total</b>	<b>4,395,455</b>

### BUDGET IN CATEGORIES

Category	Value
a. Wages and Salaries	2,920,000
b. Goods and Services	446,799
c. Utilities	46,000
d. Subsidies and transfers	185,000
f. Capital Investments	1,765,185

Municipality of North Mitrovica has

**5,362,984**

Total budget

**857**

Total number of employment (Municipal, Health and Education staff)



## Area and Population

The municipality of Partesh is located in the eastern part of Kosovo. It covers an area of approximately 18.3 km<sup>2</sup> and includes Partesh town and 3 villages. According to the Kosovo Population and Housing Census 2020, the total population is 1.699..

## Governing Structures and Political Overview

The total number of voters in Partesh municipality registered for the last municipal elections held in November 2021 was 4,579 including out of Kosovo voters. The voter turnout was 50,7 percent/2,323 voters (source: Central Election Commission).

*The current composition of the Municipal Assembly is as follows:*

### 1. Legislative

The Municipal Assembly: **15 seats**

The election results were as follows:

**LS – Serbian List**

85,92%  13

**NS – Narodna Sloga**

12,72%  2

### 2. Executive

The Municipal Mayor: **Milan Radojevic (SL)**  
Directories of the Municipality: **8**



## BUDGET INCOME

Category	Value
a. Own Revenues	106,724
b. General Grant	447,843
c. Specific Grant on Education	512,958
d. Specific Grant on Health	65,027
<b>Total</b>	<b>1,132,552</b>

## BUDGET IN CATEGORIES

Category	Value
a. Wages and Salaries	895,000
b. Goods and Services	150,000
c. Utilities	40,000
d. Subsidies and transfers	10,000
f. Capital Investments	34,456

Municipality of *Partesh* has

**1,129,456**

Total budget

**144**

Total number of employment (Municipal, Health and Education staff)

## Area and Population

The municipality of Ranillug is located in eastern Kosovo. It covers an area of approximately 77.62 km<sup>2</sup> and includes Ranillug town and 13 villages. According to the Kosovo Population and Housing Census 2020, the total population is 3.737.

## Governing Structures and Political Overview

The total number of voters in Ranillug municipality registered for the last municipal elections held in October 2021 was 4,884 including out of Kosovo voters. The voter turnout was 55,0 percent/2,688 voters (source: Central Election Commission).

*The current composition of the Municipal Assembly is as follows:*

### 1. Legislative

The Municipal Assembly: **15 seats**

The election results were as follows:

**SL - Serbian List**

100,00%  15

### 2. Executive

The Municipal Mayor: **Katarina Ristic-ilic (SL)**

Directories of the Municipality: **10**



## BUDGET INCOME

Category	Value
a. Own Revenues	106,771
b. General Grant	821,015
c. Specific Grant on Education	507,655
d. Specific Grant on Health	140,679
<b>Total</b>	<b>1,576,120</b>

## BUDGET IN CATEGORIES

Category	Value
a. Wages and Salaries	1,125,600
b. Goods and Services	210,000
c. Utilities	45,000
d. Subsidies and transfers	70,000
f. Capital Investments	118,821

Municipality of **Ranillug** has

**1,569,421**

Total budget

**189**

Total number of employment (Municipal, Health and Education staff)

Kosovo Local Government Institute  
Address: Str. Egnatia, E-9, Fl-3, Nr. 17, 10000  
Prishtinë, Republic of Kosova  
Tel: +383 (0) 38 522 000  
Mobile: +383 (0) 44 253 835  
E-mail: [info@klgi-ks.com](mailto:info@klgi-ks.com) | Web: [www.klgi-ks.com](http://www.klgi-ks.com)

